

Fact Finder

Step 1: Cut out the square below









Step 2: Fold the square along the diagonal, twice. The square will now have a clearly marked centre point.

Step 3: Fold in all four corners of the square to the centre point.

Step 4: Turn the fact finder over and fold all corners of the square into the centre.

Step 5: Fold the fact finder in half.

Step 6: Now the compost fact finder is ready to be used, so find a friend and have some fun.

<p>2.</p>  <p>Nutrients</p>	<p>Worms</p> <p>Question: How long does it take for your compost heap to be ready to use?</p> <p>Answer: 6-8 weeks.</p> 	<p>1.</p>  <p>Air</p>
<p>Time</p> <p>Question: How thick should each layer of waste be in your compost heap?</p> <p>Answer: Less than 10cm thick.</p> 	<p>Question: Where should you put a compost bin? Answer: In a warm place over the soil.</p> 	<p>Variety</p> <p>Question: Why is it important to turn your compost over every two weeks? Answer: because lots of air = lots of speedy decay of waste.</p> 
<p>3.</p>  <p>Compost animals</p>	<p>Warmth</p> <p>Question: Where should you put a compost bin? Answer: In a warm place over the soil.</p>	<p>4.</p>  <p>Water</p>